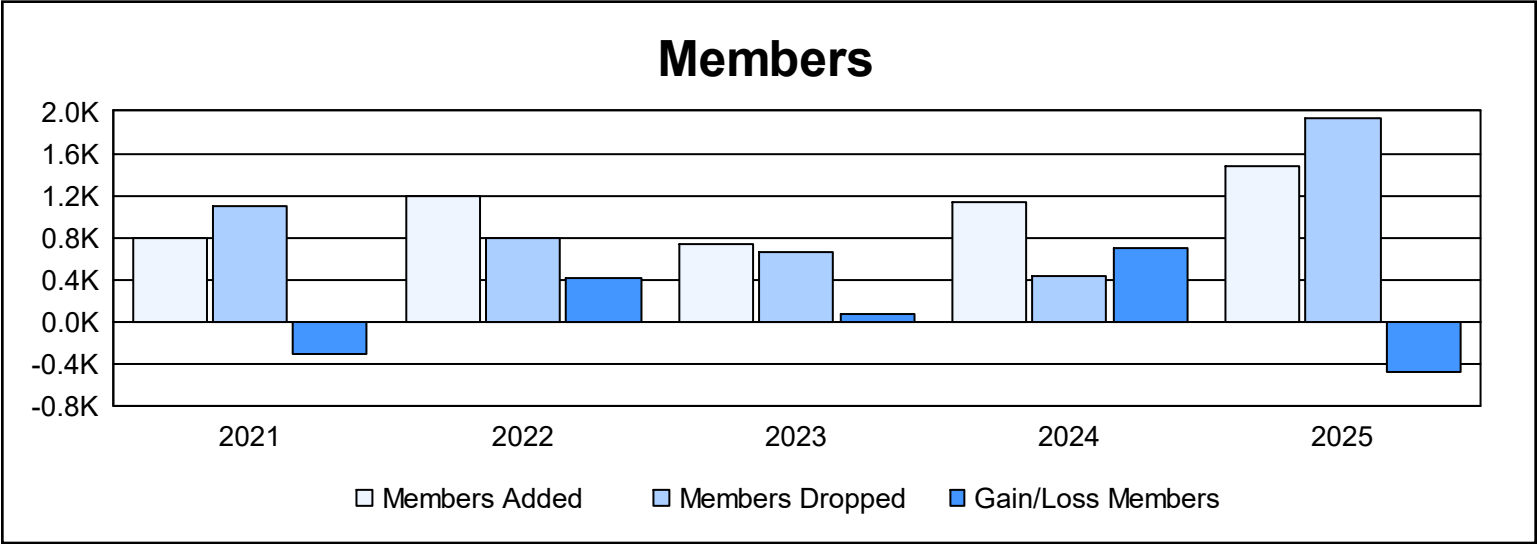
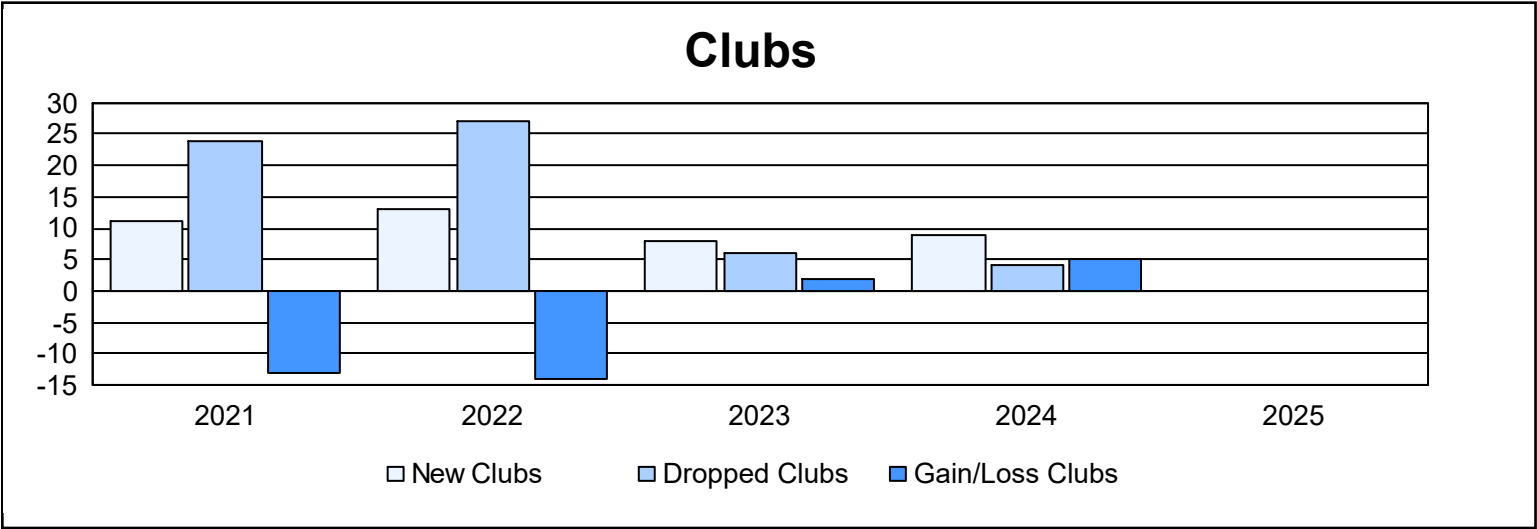
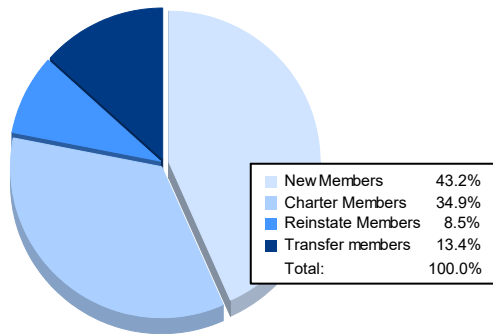


Year	New Clubs	Dropped Clubs	Gain/ Loss Clubs	New Members	Charter Members	Reinstate Members	Transfer Members	Total Member Added	Total Members Dropped	Gain/ Loss Members
2020-2021	11	24	-13	160	604	17	3	784	1,094	-310
2021-2022	13	27	-14	792	378	13	16	1,199	790	409
2022-2023	8	6	2	304	342	19	68	733	669	64
2023-2024	9	4	5	857	217	45	9	1,128	432	696
2024-2025				635	513	125	197	1,470	1,941	-471
Average	10	15	-5	550	411	44	59	1,063	985	78



### Membership Composition June 2025 Cumulative



### Gender Composition June 2025 Cumulative

